


*my*PERSI



A MYPERSI MEMBER PORTAL OVERVIEW.

PERSI Website:

www.persi.idaho.gov

You can register by going to *myPERSI* in the top right hand corner of our website, or if you are on the website home page you can click on the far right picture that says "*myPERSI*"



Member Registration

<https://mypersi.idaho.gov/>

To start, click on the Registration at the bottom of the *myPERSI* login page.

Welcome to myPERSI!

Email Address

Password

Login

PERSI Answer Center: 1-800-451-8228 or (208) 334-3365 (in the Boise & surrounding areas).

IMPORTANT

- **myPERSI is not intended for use on small-screen devices.**
- **Before logging in for the first time, you must click the REGISTER button below.**

This PERSI website provides a general summary of the benefits provided by the Public Employee Retirement System of Idaho. It is intended to give you a general idea of what your benefits are and to acquaint you with the PERSI system. IT SHOULD NOT BE TAKEN AS FINAL LEGAL AUTHORITY. Nothing within this site creates an entitlement. Benefits are based on the law in effect at the time of your termination from employment; thus, some information found here may not apply in specific cases. If there is any discrepancy between this site and the law, the provisions of the law will prevail.

Forgot password? Register

Registering for *my*PERSI

After you click on 'register', you will be brought to this registration page.

Before registering for myPERSI, you need a personal identification number (PIN). You can request your PIN by clicking on "Request New PIN" on this page. PERSI will mail your PIN to the address we have on file for you. Once you receive your PIN, return to this page and complete the registration process to set up your login name and password. Then you will use your login name and password to access your myPERSI information. Keep your PIN in a safe place, though, because it will be needed to verify your identity when making changes to your address or other information.

IMPORTANT: Enter your PIN carefully. You will be locked out after 3 unsuccessful attempts. Once locked out, you must call the PERSI Answer Center or click, "Request New PIN".

Welcome to myPERSI!
Member Portal

To register, enter the following:

- To help get through spam filters, add the following email address to your safe senders list: PERSIWebAccount@persi.idaho.gov
- All requested information is required for myPERSI registration

PERSI Answer Center: 1-800-451-8228 or (208) 334-3365 (in the Boise & surrounding areas)

Request New PIN

Last 4 Digits of National ID	<input type="text"/>	Email Address	<input type="text"/>
Date of Birth	<input type="text"/>	Confirm Email Address	<input type="text"/>
Last Name	<input type="text"/>	Password	<input type="text"/>
PIN	<input type="text"/>	Confirm password	<input type="text"/>

Security Question

Answer

Security Question

Answer

Security Question

Answer

By checking this box, I certify that I am the person identified above.

Registering for *my*PERSI

You can always call in and ask us to send you a PIN, or if you'd prefer you can request a PIN online using the 'request a new pin' button at the top of the screen.

Before registering for myPERSI, you need a personal identification number (PIN). You can request your PIN by clicking on "Request New PIN" on this page. PERSI will mail your PIN to the address we have on file for you. Once you receive your PIN, return to this page and complete the registration process to set up your login name and password. Then you will use your login name and password to access your myPERSI information. Keep your PIN in a safe place, though, because it will be needed to verify your identity when making changes to your address or other information.

IMPORTANT: Enter your PIN carefully. You will be locked out after 3 unsuccessful attempts. Once locked out, you must call the PERSI Answer Center or click, "Request New PIN".

Welcome to myPERSI!
Member Portal

To register, enter the following:

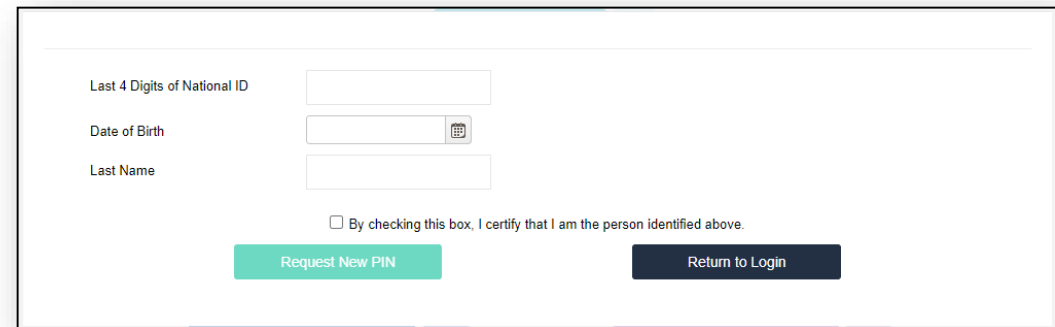
- To help get through spam filters, add the following email address to your safe senders list: PERSIWebAccount@persi.idaho.gov
- All requested information is required for myPERSI registration

PERSI Answer Center: 1-800-451-8228 or (208) 334-3385 (in the Boise & surrounding areas)


[Request New PIN](#)

Registering for *my*PERSI

Once you click “Request New Pin” This page will pop-up to allow you to request a PIN using your personal information.



The screenshot shows a web form for requesting a new PIN. It includes three input fields: 'Last 4 Digits of National ID', 'Date of Birth' (with a calendar icon), and 'Last Name'. Below the fields is a checkbox with the text 'By checking this box, I certify that I am the person identified above.' At the bottom, there are two buttons: a teal 'Request New PIN' button and a dark blue 'Return to Login' button.

Last 4 Digits of National ID	<input type="text"/>
Date of Birth	<input type="text"/> 
Last Name	<input type="text"/>

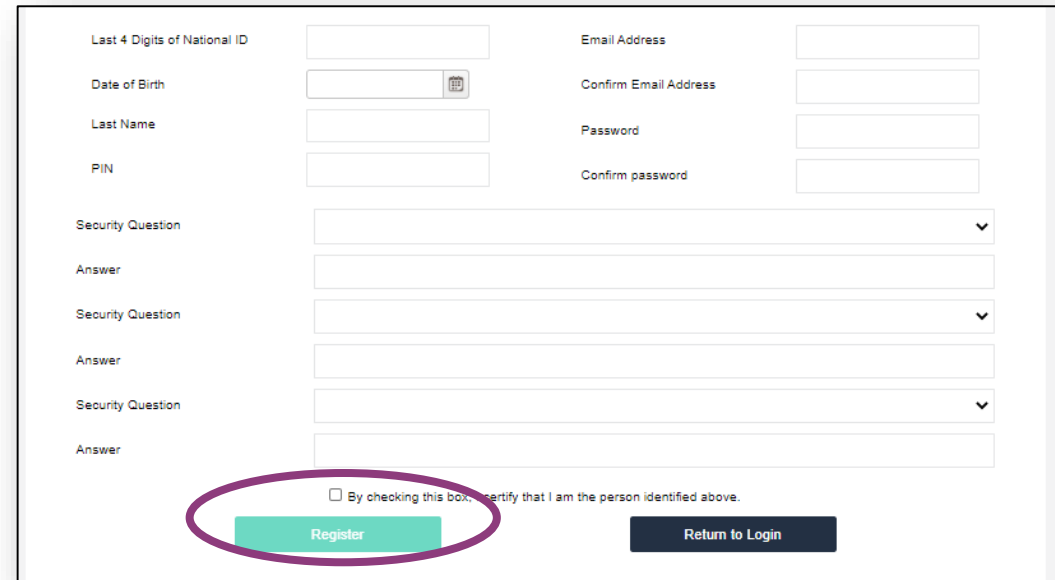
By checking this box, I certify that I am the person identified above.

[Request New PIN](#) [Return to Login](#)

Registering for *my*PERSI

The PIN will arrive at your mailing address of record within 3-5 business days, and when it does, come back to THIS webpage and you can finish your registration process.

Once you have completely filled out the registration form, simply check the box and click on REGISTER.



The registration form includes the following fields:

- Last 4 Digits of National ID
- Date of Birth
- Last Name
- PIN
- Security Question
- Answer
- Security Question
- Answer
- Security Question
- Answer
- Email Address
- Confirm Email Address
- Password
- Confirm password

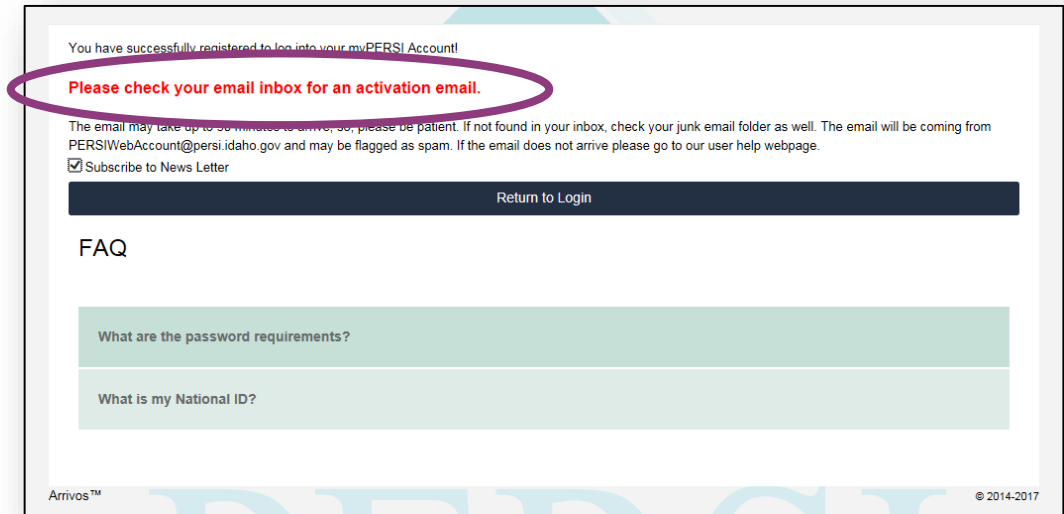
At the bottom of the form, there is a checkbox with the text: By checking this box, I certify that I am the person identified above.

Below the checkbox are two buttons: a teal "Register" button and a dark blue "Return to Login" button. The "Register" button is circled in purple.

Notification

Once you submit your registration, you should get this notification pop up. It lets you know that you should be getting an email from PERSI, that has a link that you have to click to finish setting up your *myPERSI*.

Once you click on the link in the email, you can then log in and start using your *myPERSI*.



We are here for you!

1-800-451-8228

www.persi.idaho.gov